


The community here at Saint John Church and School is lucky: lucky to have such a great group of parishioners and administrators and parents and teachers and students already... and lucky to have broad support to take advantage of the opportunities we have to grow as a community in both faith and facilities over the next 10 to 20 years.



**SAINT JOHN  
CATHOLIC CHURCH**



**SAINT JOHN  
CATHOLIC SCHOOL**

We're also lucky to have time – typically, churches and schools that begin the work of planning, design, approvals, fundraising, and then construction (a multi-year process at best) needed those buildings and improvements 5-10 years prior. But we're 5-10 years ahead of the curve because we can “grow in place” for some time. This Master Plan was created by members of our community from April-May 2009.

**The Saint John Master Plan  
introduction**

## 1. Why Plan - What's Going On?

North Charleston is in a 30-year revitalization, it offers a great quality of life choice within the growth of the Charleston area, and people are starting to notice. St John's is uniquely poised to benefit from all this.

## 2. A (Very) Little on Green Building

Churches and Schools are called "institutions" because they're meant to be around for a while, and thus should make long term decisions. Much of "Green Building" is simply cost-effective "Good Building."

## 3. Master Plan Process Recap

Using base drawings of what we've got now, the Master Plan sessions expanded into brainstorming on what we want and need, that then led to the creation of the ideas and images presented here for our future.

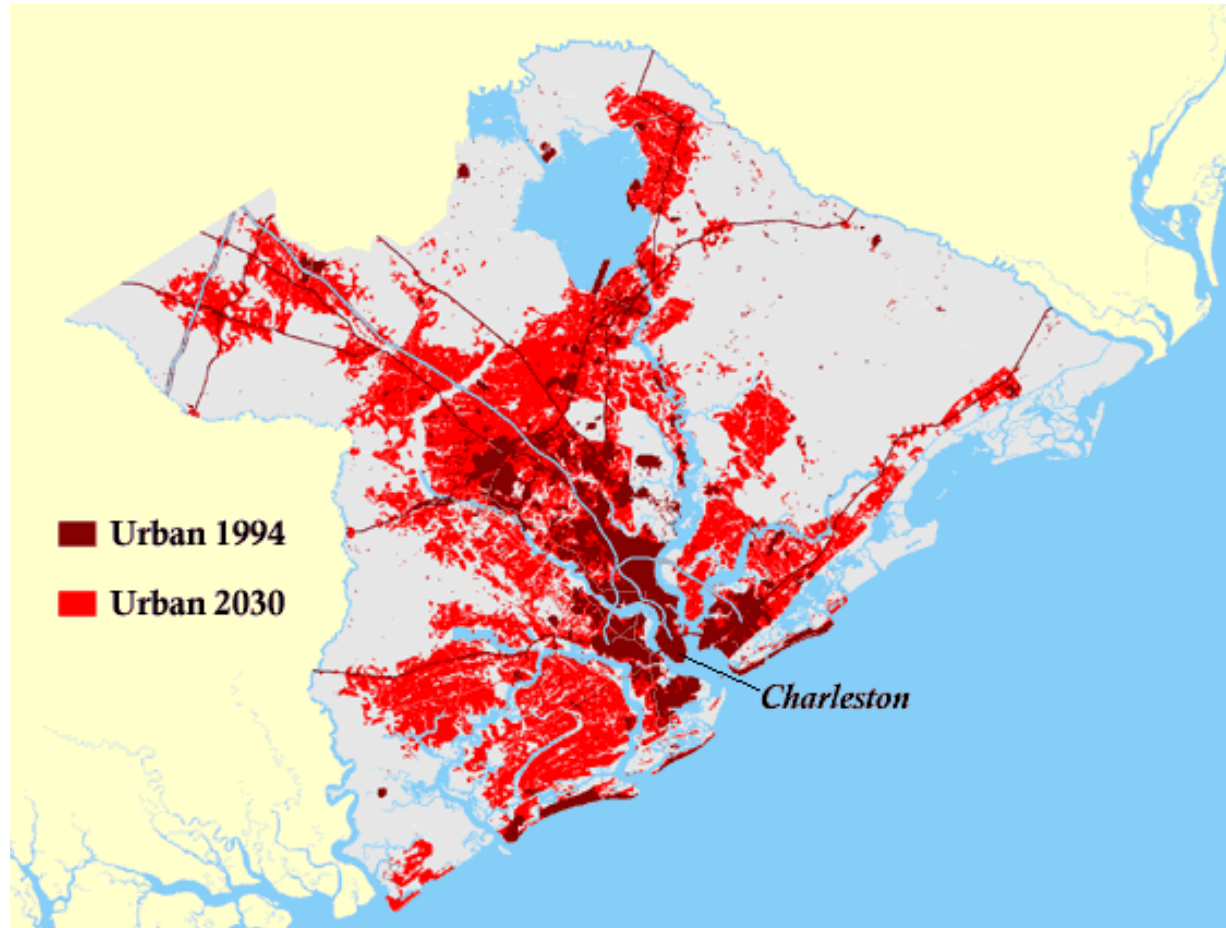
## 4. The Master Plan

While there is no plan to begin detailed planning or fundraising or construction on any of the future expansion ideas shown, we have identified immediate repair needs like the School window replacement.

## 5. Why Plan, Part II

**The Saint John Master Plan  
Presentation overview**

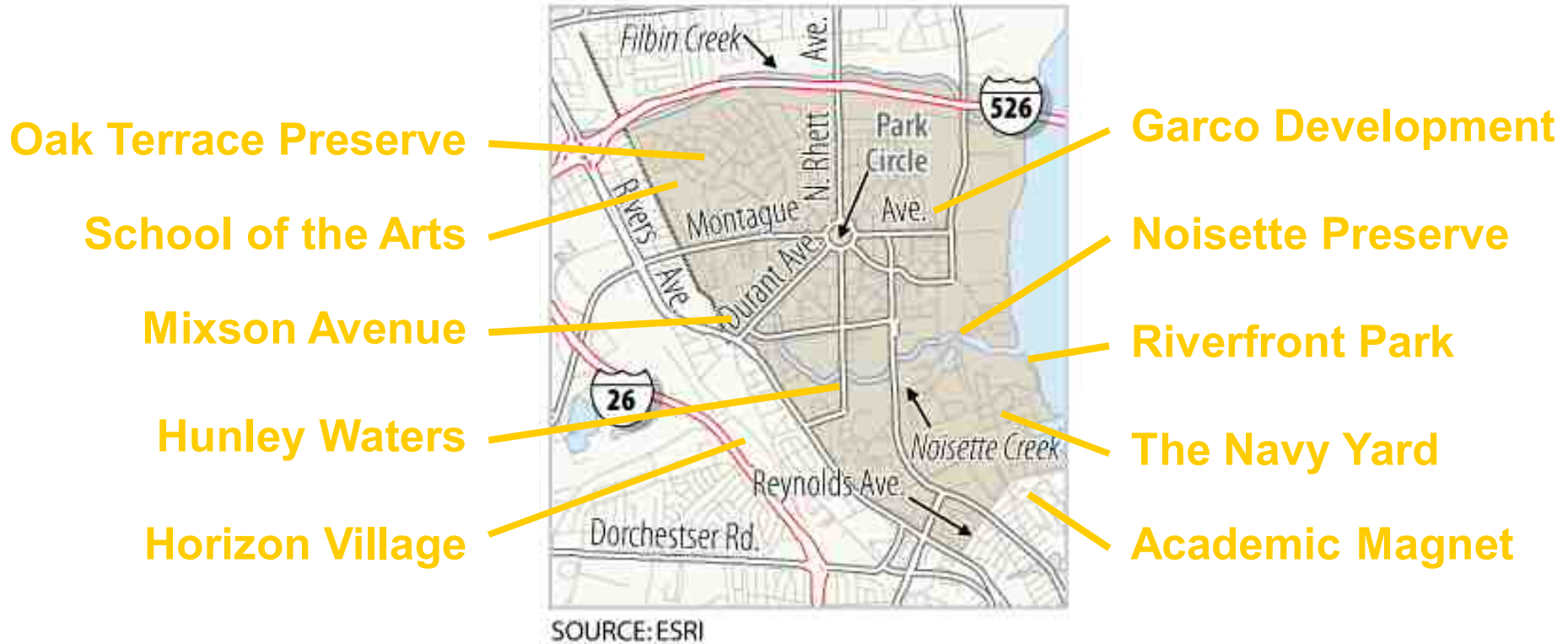
Charleston is growing, rapidly and significantly. This map shows the area's "urban" character (think "high density residential zones and downtowns and neighborhood centers") expanding over 25 years.



## 1. What's Going On Around Us? Charleston area growth

## Top ten list

Cottage Living magazine has named the 3,000-acre area from Filbin Creek to Reynolds Avenue in North Charleston to its Top 10 list of cottage communities in America.



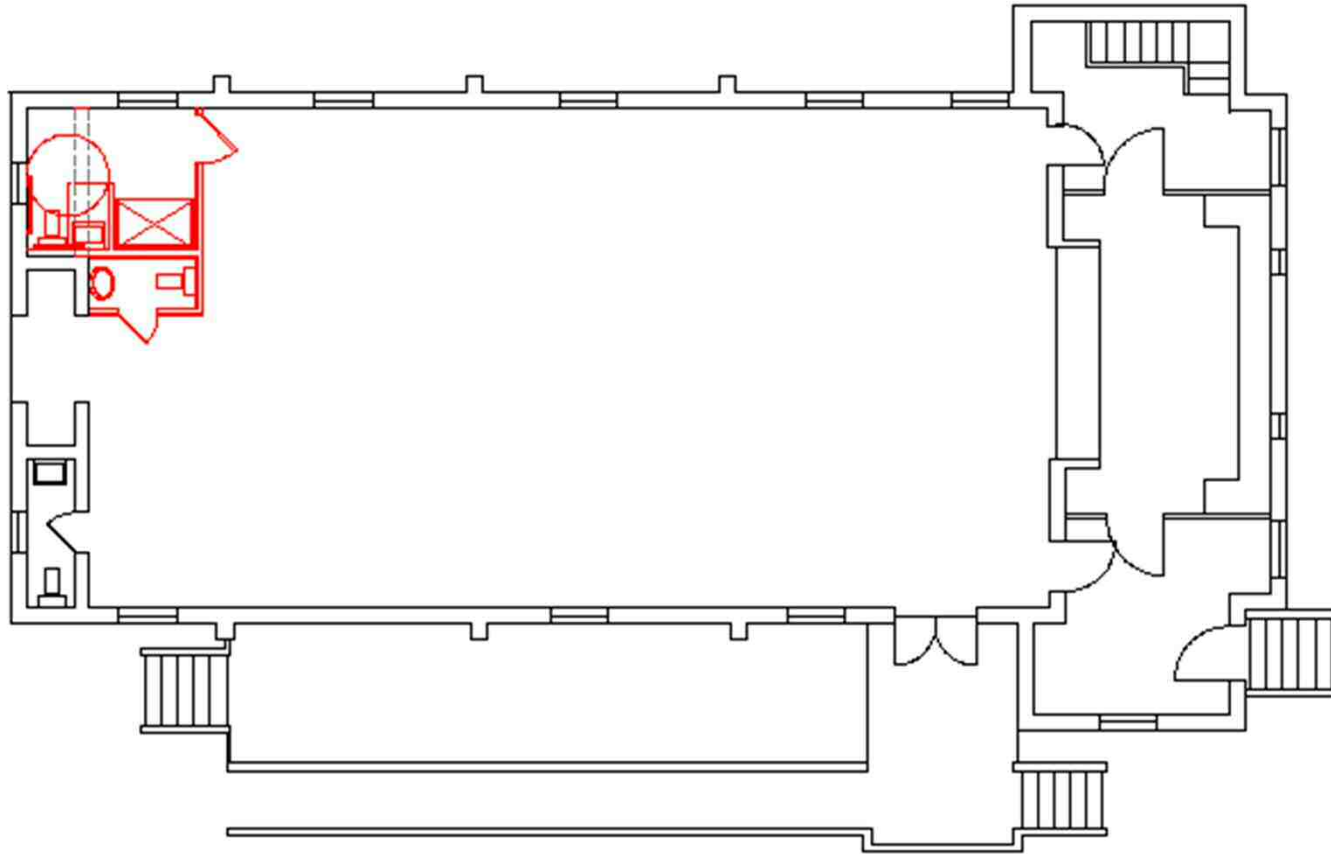
**1. What's Going On Around Us?**  
**N. Charleston has come/will go a long way**



The Noisette development will provide a mix of commercial and retail and residential uses, access to the Cooper River and Riverfront Park, and is part of 14,000 new residential units planned for our immediate area.

# 1. What's Going On Around Us? Noisette is across the street


There is a plan to renovate/add a bathroom in the Parish Hall (and put a new roof on). This would maintain a men's and women's "powder room" and give us a fully handicapped accessible bathroom w/shower.




## 1. What's Going On Around Us? the Parish Hall new roof and new bathrooms...



There is also a plan to replace school windows with new energy efficient, hurricane/impact rated, non-leaking (and operable!) windows. This is our campus' greatest need, and is supported by an "adoption" program – contact the school office to help!



**Window Adoption Sign-Up**

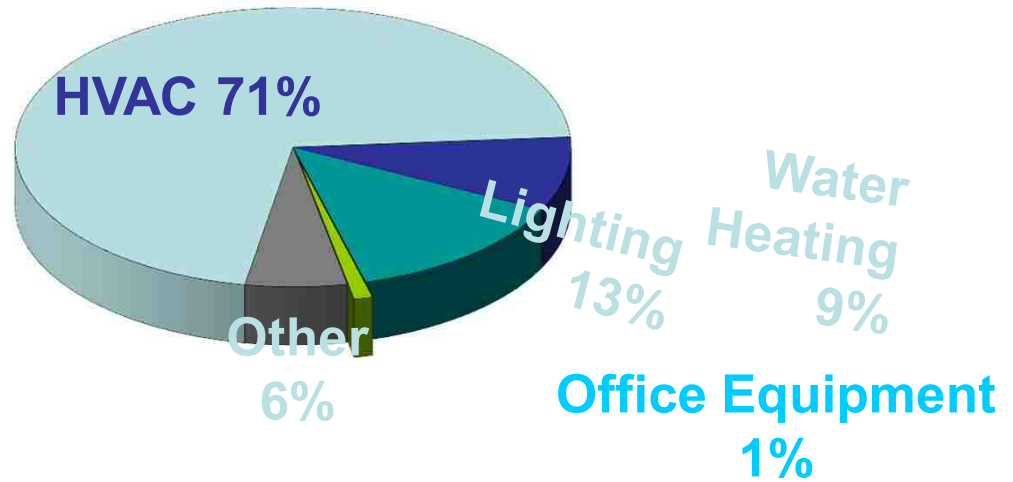


Window Number	Adoption Price	Sponsor Name and Phone #
1	\$500	
2	\$500	
3	\$500	
4	\$500	
5	\$500	
6	\$300	
7	\$1,000	
8	\$500	
9	\$500	
10	\$500	
11	\$500	
12	\$500	
13	\$500	
14	\$500	
15	\$300	
16	\$400	
17	\$300	
18	\$500	
19	\$500	
20	\$500	
21	\$500	
22	\$500	
23	\$500	
24	\$500	
25	\$400	
26	\$400	
27	\$400	
28	\$400	
29	\$400	
30	\$500	
31	\$500	
32	\$500	
33	\$500	
34	\$500	
35	\$400	
36	\$400	
37	\$400	
38	\$400	
39	\$400	
40	\$400	
41	\$500	
42	\$500	
43	\$500	
44	\$500	

# 1. What's Going On Around Us?

The school's window replacement & "adoption" program

## B. Sanctuary



1	Enter the total Square footage of your facility here:	1,500	Total Square feet
2	Begin with your electric charges, Enter the kWh Used and the Dollar Amount spent on electricity in the Electric "Charges" Tab.		
3	Next, enter your CCF, therms, and dollar amount from your gas bill in the "Gas Charges" Tab.		
4	Next, Enter the number of CCF or gallons of water used and the Dollar Amount from your water bills In the chart from the "Water" Tab		
5	Lastly, Click on the "Energy Report" tab to have your totals, averages and Carbon equivalents broken down.		

The Institute is helping us out by consulting on an energy audit for our buildings. This work provides a look into how our buildings are using energy... which then gives us a "hit list" as we make improvements to our existing facilities prior to future expansion.



**1. What's going on around us?  
The Sustainability Institute's energy audit**



The energy audit will also give a good idea of how we're doing from an environmental perspective. Green Building is, frankly, in many cases just about Good Building: choosing good windows and materials, sealing up air leaks and sizing the heating/air conditioning correctly, etc. Like our need to plan into the future for facilities, we need to plan into the future of the operation of those by making them efficient.



**2. A (Very) Little on Green Building**  
we are called to be good stewards of the environment



**What is Green Building? What does it look like? How much does it cost? Most people first think of the images above: either low-end “earth structures” or higher end (and costly) fuel cells and wind turbines and solar energy systems. But more often Green Building is about cost-effective choices like the “big flush/little flush” two button toilet to the left – great performance, affordable, and it gets people thinking...**

## **2. A (Very) Little on Green Building What does it look like?**



### **3. Master Plan Process Recap**

**What happened in Master Planning?**



- **A Master Plan is a “Look Into the Future”**
- **We “Brainstormed” on Five Topics**
- **We Turned Those Ideas Into Sketches**
- **Those Sketches Became 3D Visions and Preliminary Architectural Plans of Our Buildings and Their Potential**

### **3. Master Plan Process Recap** **what is a Master Plan?...**

1. A Pastor (One Day)
2. Possible Larger Sanctuary
3. Possible Larger School
4. Updating Current Buildings/Services
5. Library Updates
6. Full A.D.A. Accessibility
7. Traffic Management/Parking
8. Entry / Drop-off / “Wayfinding”
9. Publicity / PR
10. Indoor/Outdoor Gathering Space
11. Bathrooms



**3. Master Plan Process Recap**  
**Top 10 (or 11) needs for Saint John Campus...**

- 1. Fellowship Hall**
  - a. Multi-Purpose
  - b. “Good Bones” – could be bigger
- 2. Church/Sanctuary**
  - a. Simple Architectural Lines – Mission Style
  - b. Great Acoustics
- 3. Layout of Grounds**
  - a. How buildings complement each other
  - b. Playground is great
  - c. But... gathering at church front too small
- 4. Bathrooms**
  - a. Art / display
  - b. Gatherings / Peace Prayer
  - c. Place of Interaction




**3. Master Plan Process Recap**  
**3 (or 4) Favorite Places at Saint John's...**

1. **School (kid's) Bathrooms**
  - a. Old / damp / separated on floors
2. **Rear Fence Line**
  - a. Overgrown / unkempt (but getting better)
3. **Dumpster Location**
4. **Basketball Court**
  - a. Rundown / takes up too much space
5. **School Basement**
6. **Choir Loft**
  - a. Charming, but small / unsafe
  - b. Stairs are treacherous
7. **Drop-off For School**



**3. Master Plan Process Recap**  
**3 (we had 7) LEAST Favorite Places at Saint John's...**

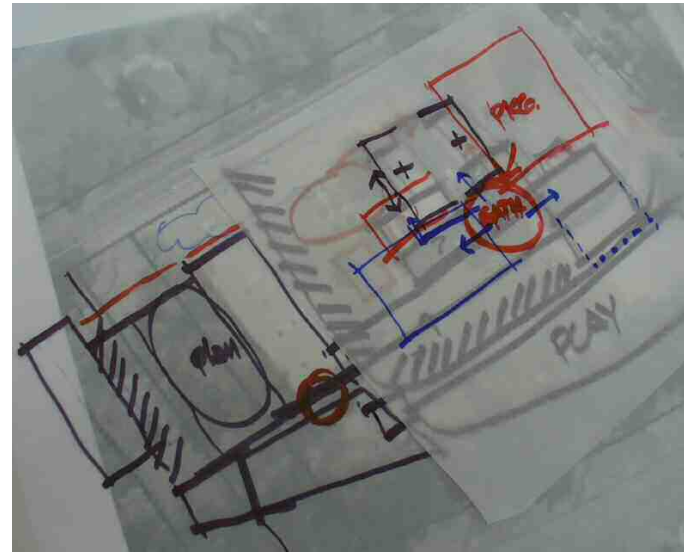
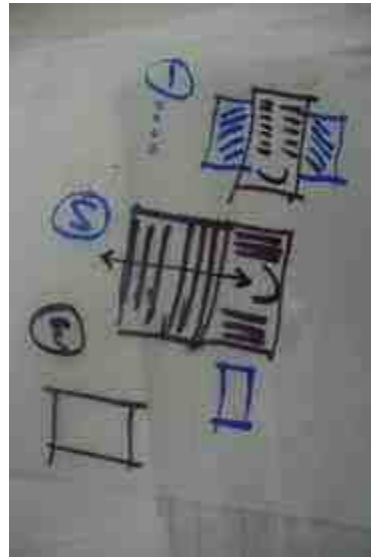


The “brainstorming” group came up with more than just 3 examples of each of these, and those will be collected as a series of case studies in the final Master Plan booklet. The common themes for each - and what we either had and liked, or wanted for St. John’s – were:

1. **Simple / Classic Style of Architecture**
2. **Flexibility of Layout and Use**
3. **Well-Planned Campus / Buildings**

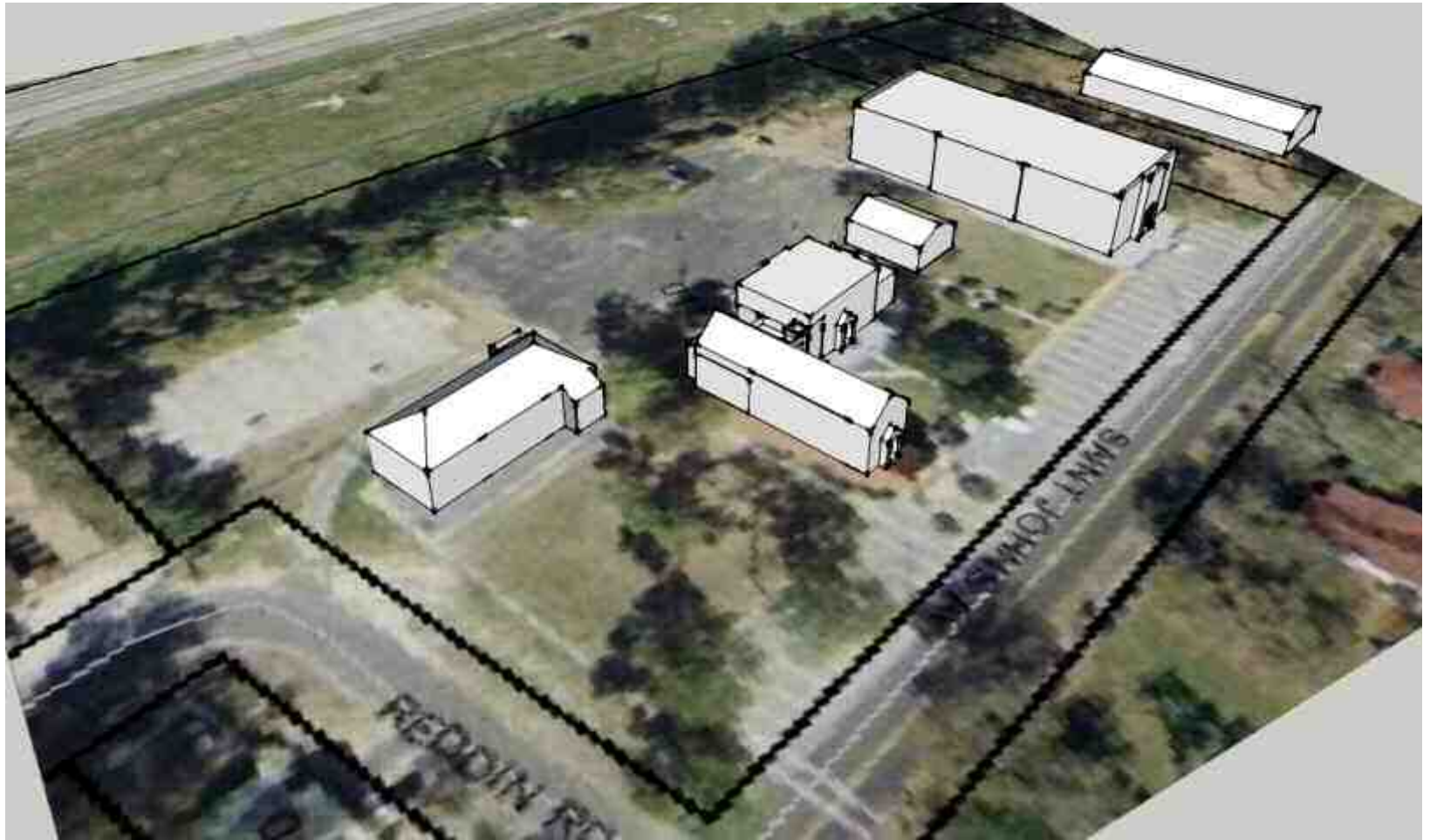
**3. Master Plan Process Recap**  
**3 Favorite (Catholic) Schools and 3 Churches...**





### 3. Master Plan Process Recap

Words Into Ideas Into Sketches and Plans and Concepts...



## 4. The Master Plan

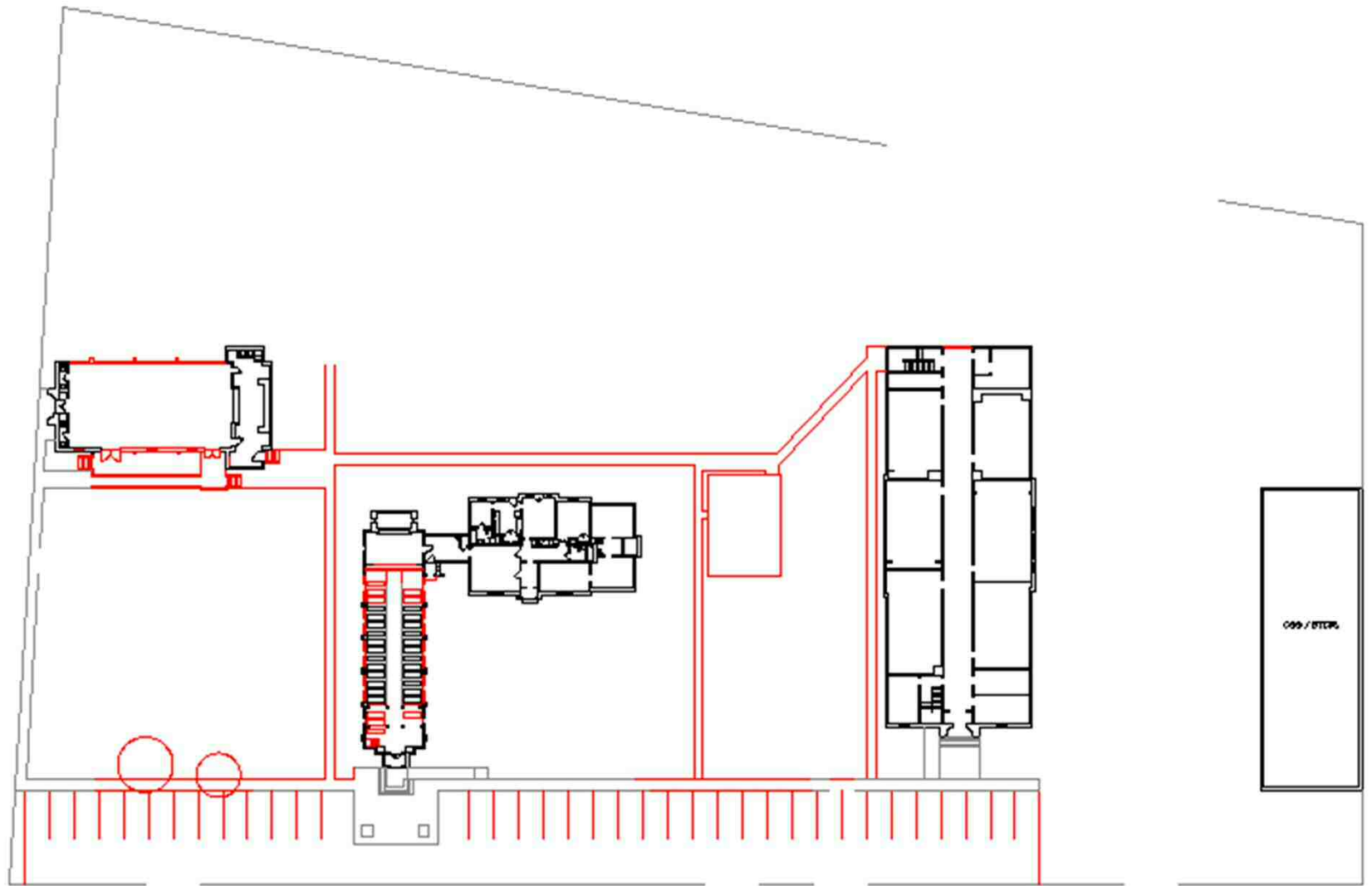
### 3D View of Our Current Site and Facilities...



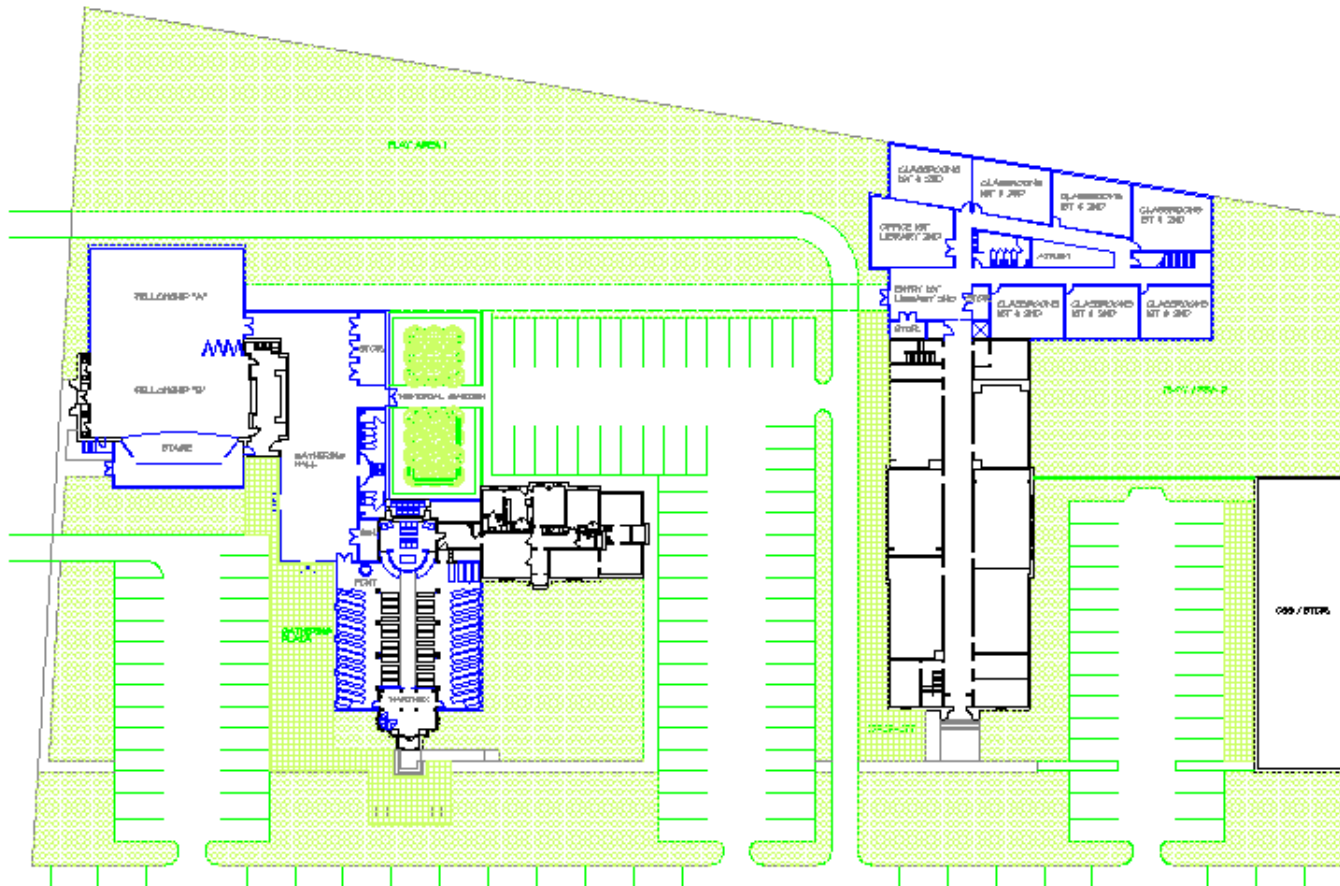
**The Saint John Master Plan**  
**3D “Bird’s Eye” view**



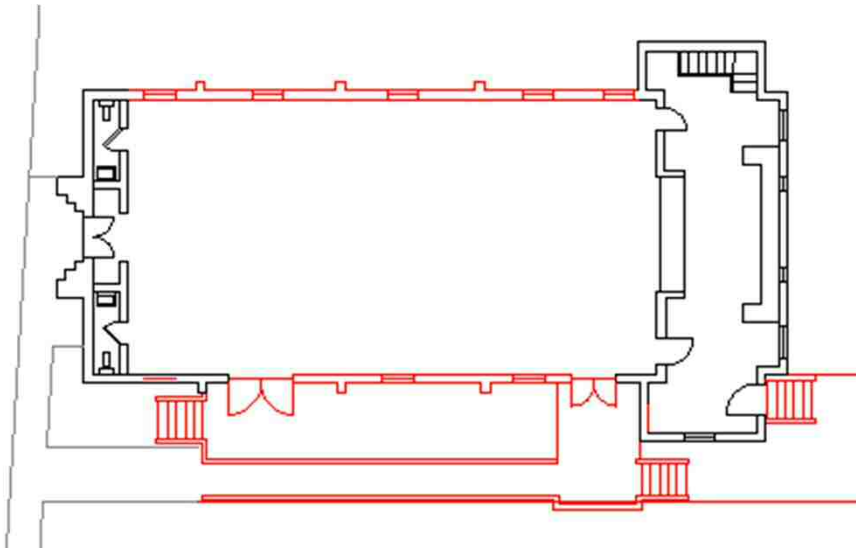
**The Saint John Master Plan**  
**3D “Bird’s Eye” view**



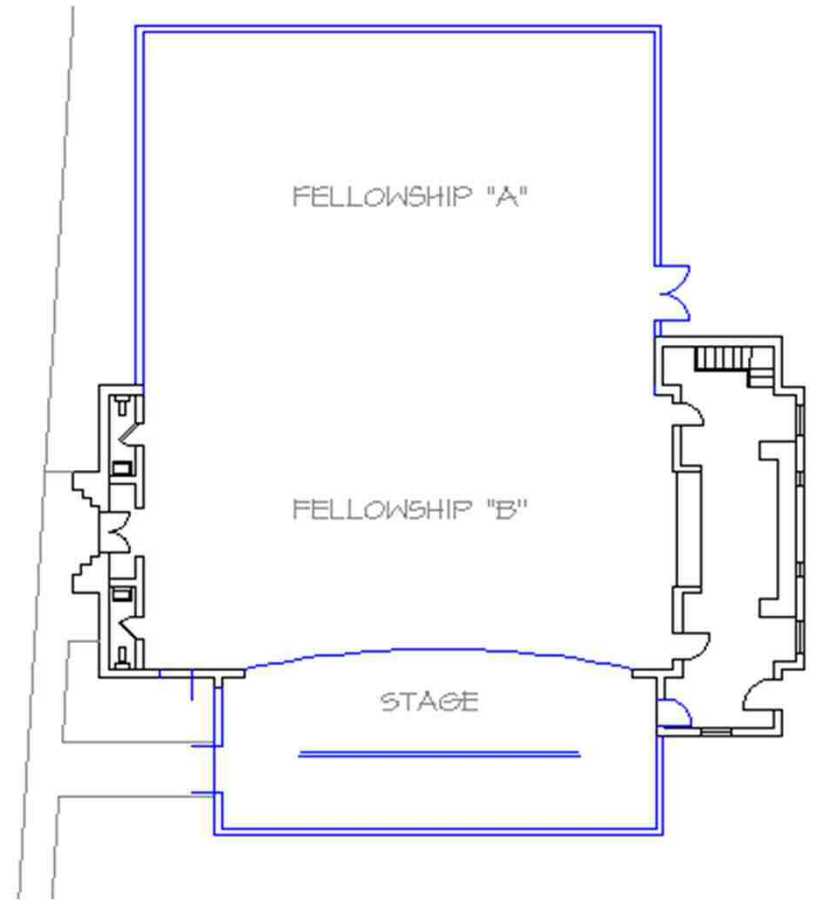
The Site...



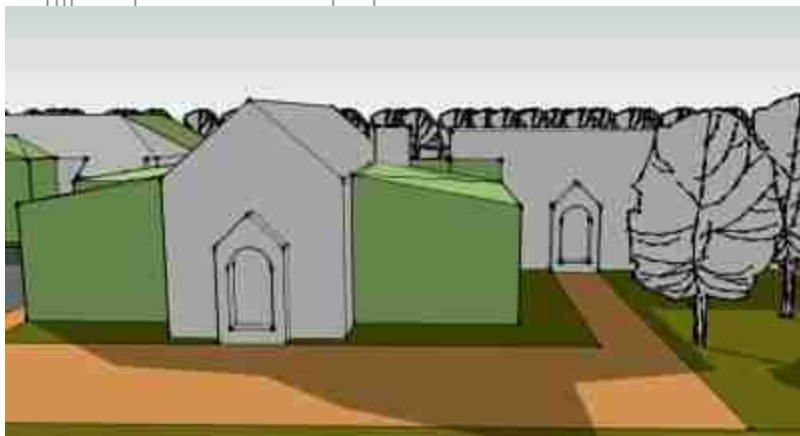
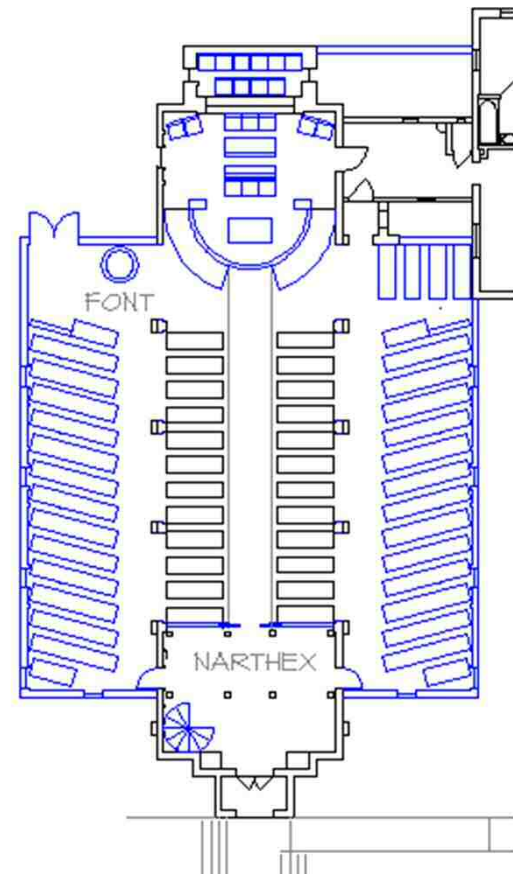
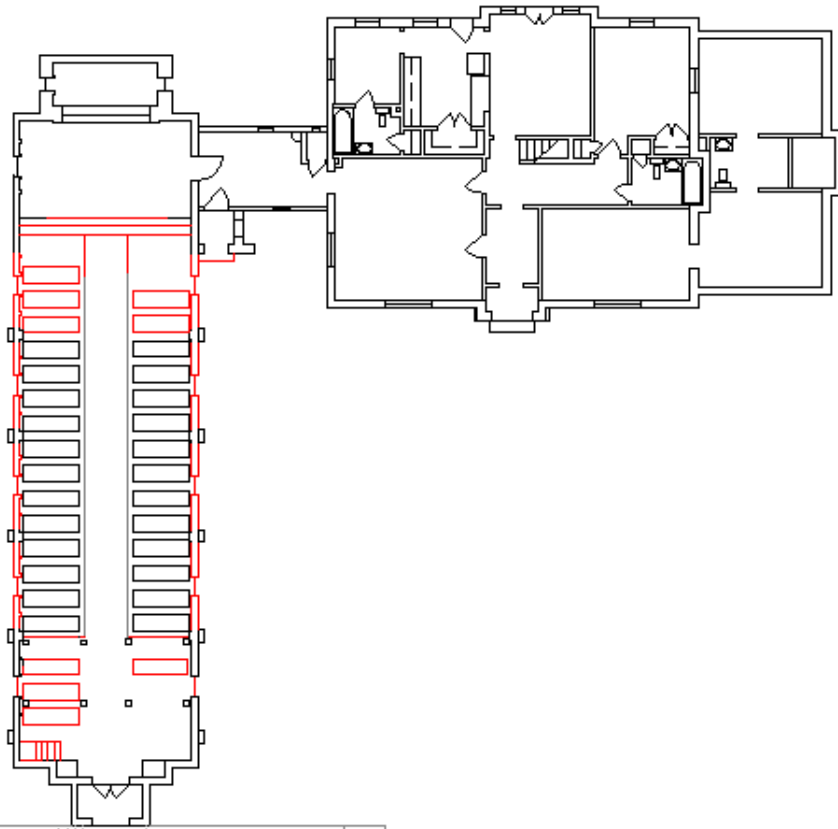
# 4. The Master Plan The Site...



Churches and Schools are called “institutions” because they’re meant to be around for a while, and thus should make long term decisions. Much of “Green


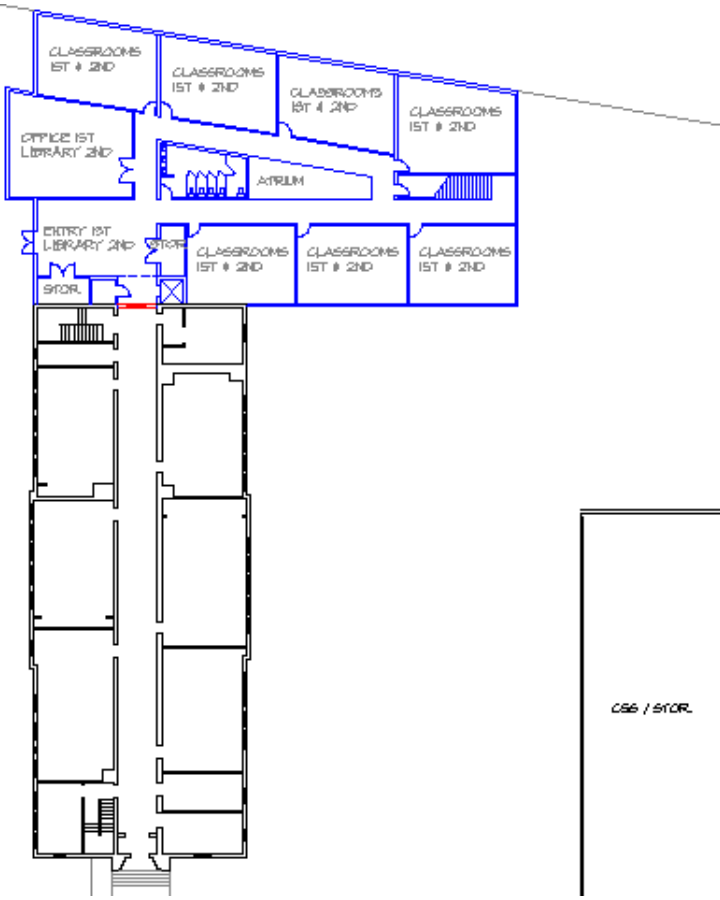
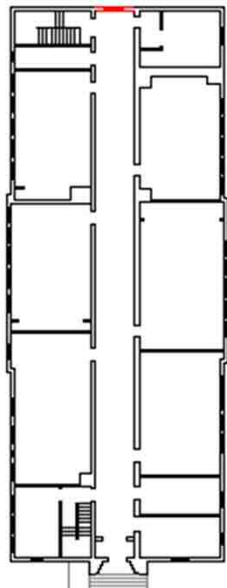


## 4. The Master Plan The Fellowship Hall

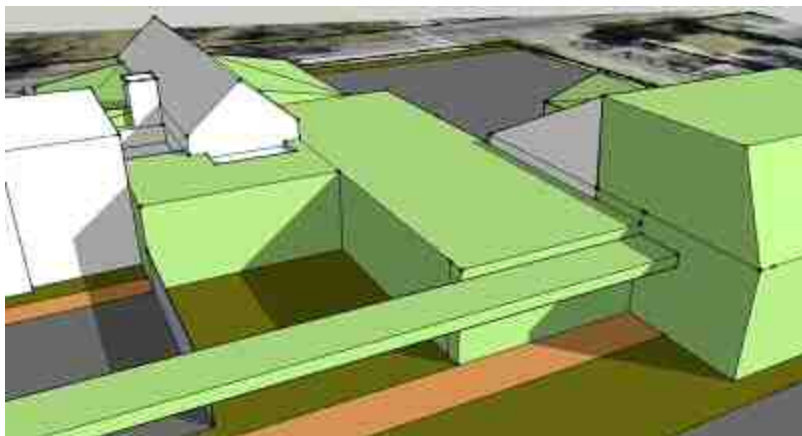
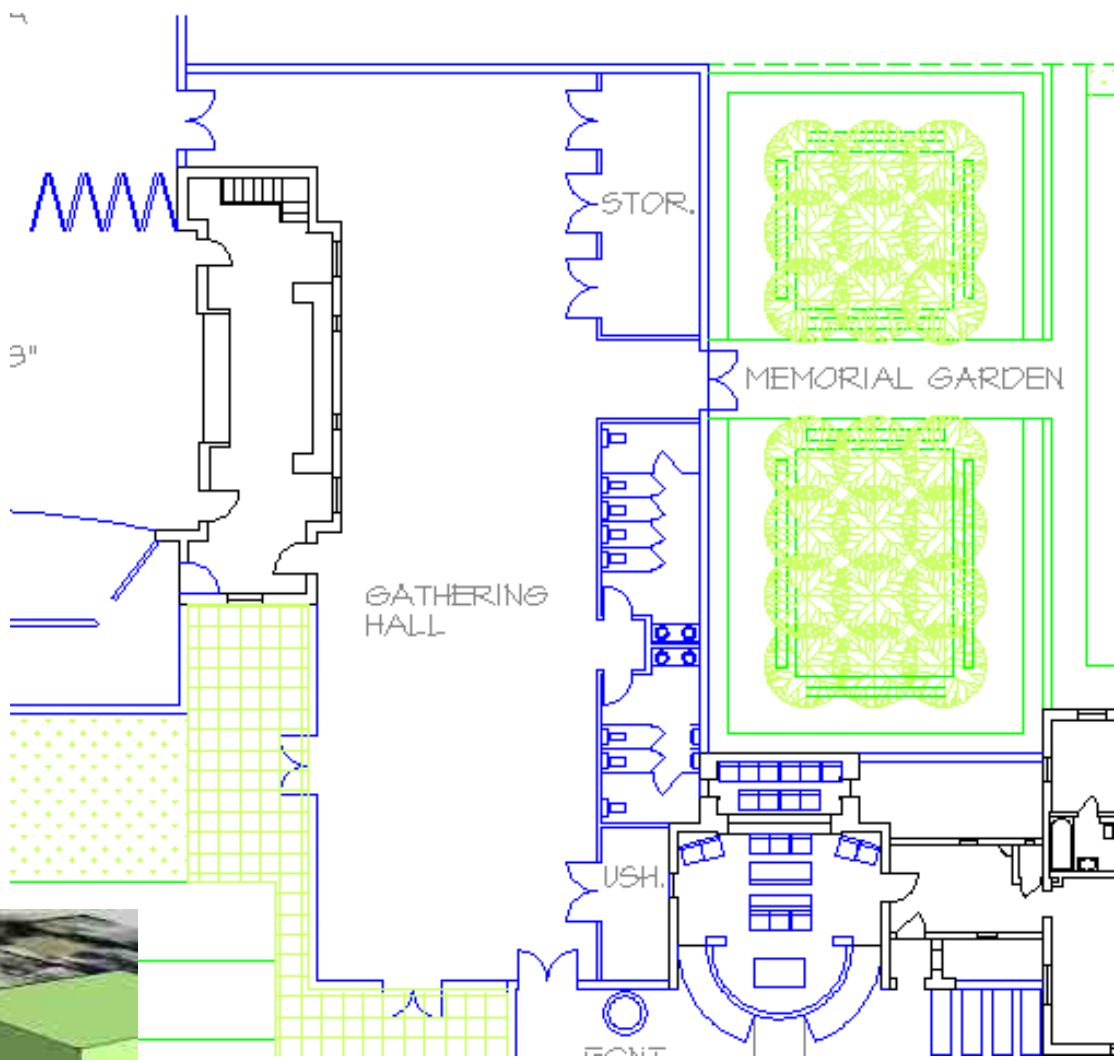


## 4. The Master Plan The Church and Rectory





## 4. The Master Plan The School



## 4. The Master Plan The Gathering Hall



**If the Church is Really the People  
then we are really talking about building community...**